

**Classification:**

EL00-008

**Reference:**

ITB00-050

COPYRIGHT© NISSAN NORTH AMERICA, INC.

**Date:**

July 24, 2000

## AUDIO CD CARE AND USAGE GUIDELINES

**APPLIED VEHICLES:** All Infiniti Vehicles with an Audio Compact Disc (CD) System

### SERVICE INFORMATION

If an audio CD system incident is noted, a possible cause may be improper CD care or usage. This bulletin provides updated CD operation instructions to avoid potential audio CD incidents/customer concerns caused by improper care and usage of compact discs. To aid in solving customer concerns, use the following guidelines when speaking to customers or inspecting incident vehicles.

- Ensure that the customer only uses CDs that have the "Compact Disc Digital Audio" insignia on them (see Figure 1). The audio CD system was designed to use CDs that meet this design standard. Lower quality CDs may not function properly in the audio CD system.


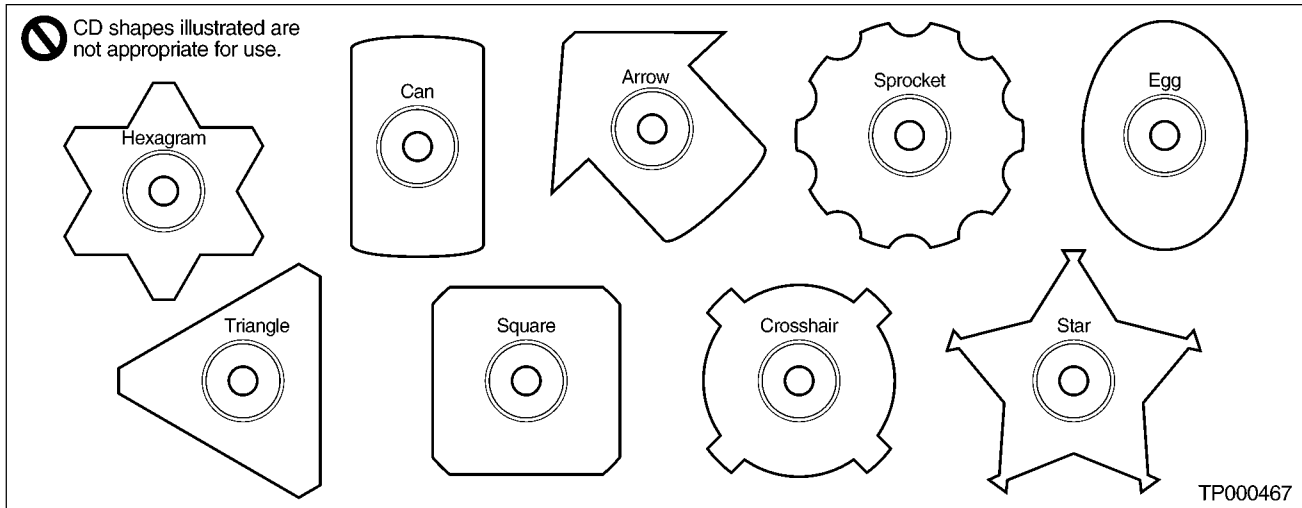
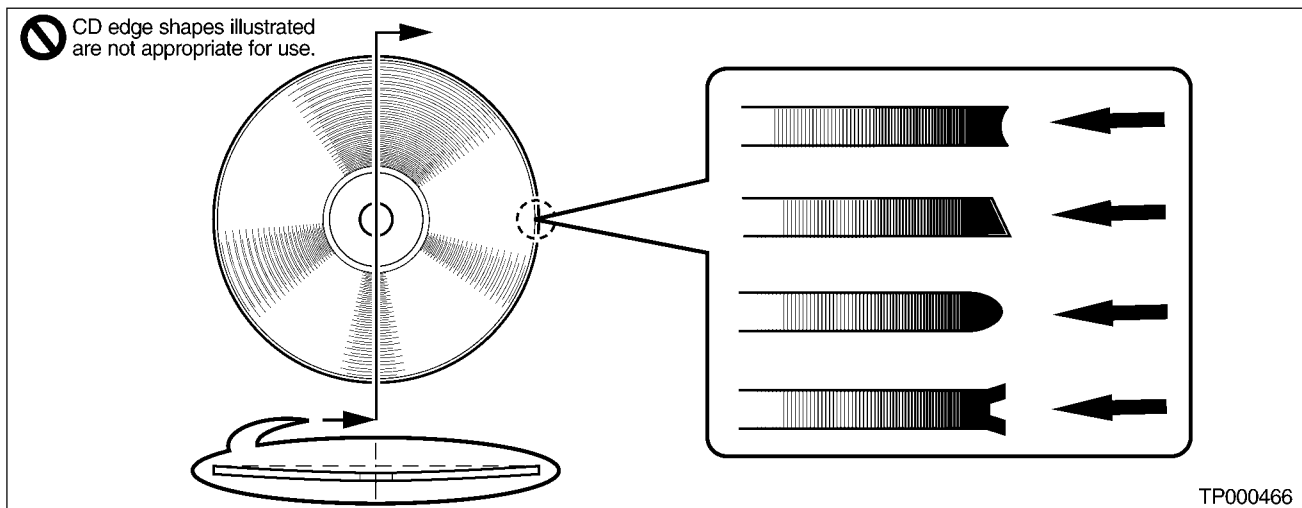


Figure 1

- Customers must not use special shaped CDs (see Figure 2). The Audio CD system was designed to use standard 12 cm (4.7 in) round CDs. Other shapes and sizes may cause the internal CD mechanism to jam or have optical pick-up errors.



- Customers must not use CDs that are warped, scratched, have abnormal edges or are otherwise damaged (see Figure 3). Damaged CDs may cause the internal CD mechanism to jam or have optical pick-up errors.



- Customers must not use CDs if the label is loose or peeling as this can jam the audio CD system.
- Instruct the customer to handle CDs carefully when inserting/removing them from the audio CD system. Hold them by the edges and do not bend them. Always place them in the storage case when they are not being used (played). This will ensure that CDs stay in top working order.
- Inform the customer that additional CD care and cleaning instructions may be found in all Infiniti Owner's Manuals.